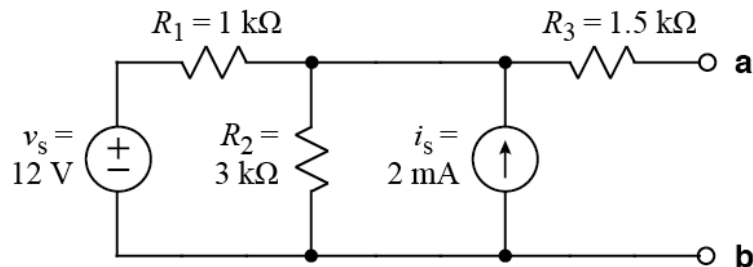


Ex:



Find the Thevenin equivalent circuit at terminals a-b.

SOL'N:

V_{Th} equals the voltage across the a, b terminals when nothing is connected from a to b.

Since no current flows in R_3 when we have nothing connected from a to b, there is no voltage drop across R_3 . Thus, V_{Th} equals the voltage at the node above R_2 and i_s . We could put a reference on the bottom of the circuit and label the top center node as V_{Th} , and we could use the node-v method to find V_{Th} :

V_{Th} :

$$\frac{V_{Th} - v_s}{R_1} + \frac{V_{Th}}{R_2} - i_s = 0 A$$

or

$$V_{Th} \left(\frac{1}{R_1} + \frac{1}{R_2} \right) = \frac{v_s}{R_1} + i_s$$

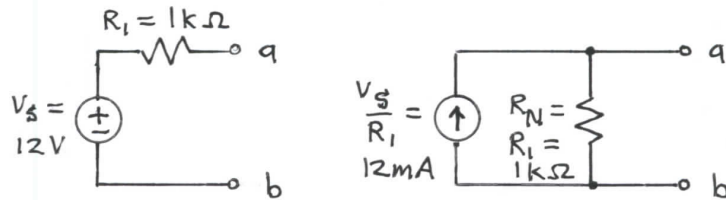
Multiplying both sides by $R_1 R_2$ gives

$$V_{Th} (R_2 + R_1) = v_s R_2 + i_s R_1 R_2$$

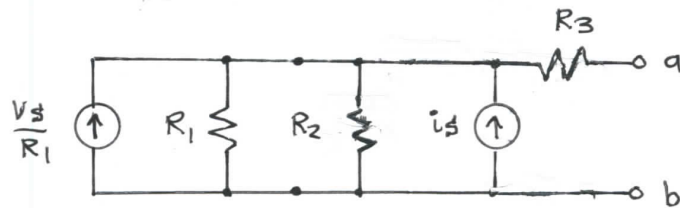
or

$$V_{Th} = \frac{v_s R_2 + i_s R_1 R_2}{R_1 + R_2} = \frac{36 k + 6 k V}{4 k} = 10.5 V$$

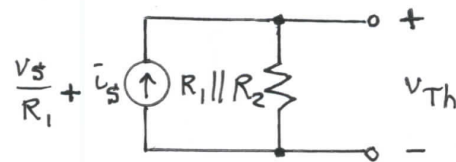
Another way to find V_{Th} is ^w use source transformations. V_s and R_1 on the left side are a Thevenin equivalent that we may transform into a Norton equivalent.



Our circuit now becomes the following:



Now we may combine current sources, and R_1 with R_2 . Once again, we may ignore R_3 .



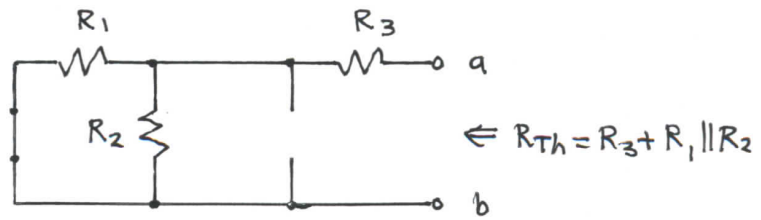
By Ohm's law, $V_{Th} = \left(\frac{V_s}{R_1} + i_s \right) R_1 || R_2$

$$\text{or } V_{Th} = \left(\frac{12V}{1k\Omega} + 2mA \right) (1k\Omega || 3k\Omega) = 14mA \cdot \frac{3k\Omega}{4}$$

$$\text{or } V_{Th} = 10.5V$$

To find R_{Th} , we turn off the independent sources and look in from the a, b terminals.

$$R_{Th} = R_3 + R_1 || R_2 \quad (\text{see diagram, below})$$



Note: The voltage source becomes a wire when turned off, and the current source becomes an open when turned off. That is, $0V = \text{wire}$, $0A = \text{open}$.